

ArtRageUS

by Ragers for Ragers

August 2010
Issue #7

e-Magazine

Inside this Issue

Featured Artist

Orianelima

Interview and paintings

Impasto Tutorial


By Orianelima

Artist Portal

Paintings

News and

Information



Features

01 Cover Page
Lucas and Chocolate
By Orianelima

32 News and Information

43 ArtRage 3 Product Comparison

04 Featured Artist
Bobby Ray interviews
Orianelima

34 Artist Portal Gallery

Painting by Earle B
Painting by MagenSparks
Painting by Flyashy
Painting by Barnburner
Painting by Tinkerbel
Painting by Caesar
Painting by Bray
Painting by JasmineK
Painting by GPF

20 Pro Spotlight
Published Illustration
By Hanzz

22 ArtRage 3 Tutorial Index

24 Impasto Techniques
By Orianelima



ArtRageUS Staff

Team Coordinator:
Edit & Layout:

Bobbyray
Vapsman88

All images and content within the ArtRageUS e-magazine are copyright © reserved by the individual artists and/or contributors.



ArtRage 2, ArtRage 3, ArtRage Studio & ArtRage Studio Pro are copyright © Ambient Design Ltd.

Paintings

- | | | | |
|--|--|--|---|
| 07 Painting
BY ORIANELIMA | 14 Painting
BY ORIANELIMA | 35 Belle
BY MAGENSPARKS | 42 Serious Matter
BY GPF |
| 08 Painting
BY ORIANELIMA | 15 Painting
BY ORIANELIMA | 36 Clint Eastwood
BY FLYASHY | |
| 09 Painting
BY ORIANELIMA | 16 Painting
BY ORIANELIMA | 37 Life Raft Adrift
BY BARNBURNER | |
| 10 Painting
BY ORIANELIMA | 17 Painting
BY ORIANELIMA | 38 Mad Hatter
BY TINKERBEL | |
| 11 Painting
BY ORIANELIMA | 18 Painting
BY ORIANELIMA | 39 Natura Motre Finale
BY CAESAR | |
| 12 Painting
BY ORIANELIMA | 19 Painting
BY ORIANELIMA | 40 Planet Haicas
BY BOBBYRAY | |
| 13 Painting
BY ORIANELIMA | 34 A View
BY EARLE B | 41 Purple Flower Tree
BY JASMINEK | |



ArtRage Studio Pro - Windows & OS X: \$80

ArtRage Studio - Windows & OS X: \$40



ArtRage 2.6 for Windows & OS X: \$20

[CLICK HERE!](#)

Prices in \$US

Interview with Orianelima

What does ArtRage mean to you?

Firstly, I would like to welcome all the staff of ArtRageUs by their ability, intelligence and effort devoted to developing this fantastic electronic magazine, in particular its founder Bobby Ray Howle .

Answering the question: There are good things in life to do, at any time of life... For example, read a good book, play with the grandkids, going to a nice restaurant ... etc.. Now, I can not imagine staying at home, turn on the computer and have no more ArtRage. The only available program that can simulate a real typical and traditional artistic oil painting. The program is also a perfect tool for studying the mixture of colors in its different nuances, and also as a bridge between traditional painting and digital painting. The artists are doing this.

Are you a professional artist?

No. I'm not a professional artist.

Of all Ragers ArtRage forum submissions; which is your favorite portrait?

I appreciate the art of Dali, Jules and Skylar and enjoy very much the black and white portraits by Cihan.

Your favorite abstract?

It is not possible to discriminate a single abstract painting. I further highlight the unique, beautiful and unmistakable art of Byron Callas, the mild and brilliant Gzairborne abstract art, the colorful and gorgeous Pai's abstracts and the intriguing and magical Wenkat abstracts. All with great artistic quality.

Your overall favorite?

Being one of those responsible for MOARA (Museum of Artrageous Art) I had the opportunity to study and analyze the art of many great, fantastic and talented artists. So I could not point my one overall favorite. I emphasize here the spontaneity of Jim Walsh and Jibes art, the creative watercolor maestia of Caesar, the intricate and detailed paintings of Rick and Scott, the complex and elaborated art of Nickiluus and the poetic art of Aged Phil, Roberts Wade and Katie Coops, among many other outstanding and very expressive artists. I also appreciate Akey's interpretative verbalization of art; Akey, "the painter of words..."

Interview with Orianelima

What country are you originally from?

Brazil / Rio de Janeiro.

How did you come across the program ArtRage?

I was searching for "art" on Google. I found ArtRage and downloaded the starter edition. I was strongly impressed and stunned with my first ArtRage oil paint brushstroke. It looked like a real oil brushstroke on a real life canvas. That was enough to hold me to the program... captive and hooked forever.

Were you heavily involved in art before you came across ArtRage?

No. Since very little I watched my late father to draw and paint with color pencil. Hence my love of this art. Later, before entering university I painted oil paintings as a curious, a self-taught painter apprentice. After I went to college, I've never more been involved with art again.

How long have you used ArtRage...which versions?

My first post was on 01.04.2009 ... I used the versions Starter, 2.5 and Pro.

Do you use a drawing tablet?

Wacom Bamboo an amazing tool.

Is ArtRage your mainly used graphics program?

I also use Photoshop and Adobe Flash.

Do you enjoy the fellowship of artists in the forums?

One of the best things about this program is not just an opportunity to paint on the computer. To publish the paintings here on this forum and enjoy the company of interesting people and be able to exchange experiences is also very rewarding. This is a great place to be, where I made great friendships.

Interview with Orianelima**Do you find the Ragers tutorials and art supplies useful?**

I think they are fundamental. If you have patience to read and carefully study the tutorials, you will learn many new things, not only with the subtleties of the art of painting, but also with regard to important technical details relating to the operation of the program. Here a word of thanks to key people in these areas and brilliant artists as Someonesane, Juz and Misterpaint. Also thanks to Ambient Design's technical support and the developers of this fantastic program, always willing to help solve problems and what we need.

Is there anything that you would like to say to those artists considering buying ArtRage?


First download the starter edition is free. Try it, and then you'll want more ... will want the ArtRage Studio Pro!

Interview with Orianelima



A trunk of tree in the beach at the end of the afternoon

Interview with Orianelima



Burning Colors

Interview with Orianelima




Capoeira

Interview with Orianelima




Corcovado e cristo

Interview with Orianelima



Country Side

Interview with Orianelima




Day

Interview with Orianelima




Halifax Ken

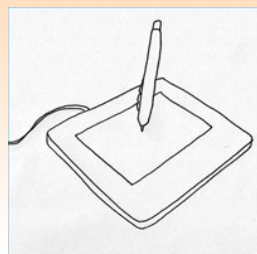
Interview with Orianelima



Impression



TYCHO POWER TIP




Add Color Picker to Pen Tablet Settings

Make a ArtRage profile and change your right click feature on your pen to a modifier, check CTRL + ALT as your modifier and exit. CTRL and ALT will bring up your color picker instantly every time you click it.

Interview with Orianelima



Itapuca Stone



TYCHO POWER TIP



Pop Up Color Picker

In ArtRage 3 to access the pop up color picker, select Cntrl-Alt (Cmd-Alt in Mac) and click on the screen.

Interview with Orianelima



Lucas and Chocolate

Interview with Orianelima



Mated King

Interview with Orianelima




Rua Molhada

Interview with Orianelima



The Boy

Published Illustration by Hanzz



New Book by Hanzz

HANZZ CARICATURES



<http://www.blurb.com/books/1372831>

ArtRage Tutorial Index

By Vapsman88

Updated August 2010

ArtRage 3

Miscellaneous Tutorials

[Photos to Digital Paintings to Acrylics](#)
[Creating flowers with the Gloop Tool](#)
[Burnished and Leaded effects](#)
[Painting Mountains](#)
[Speed painting with ArtRage](#)
[Thumbnail Rendering with ArtRage Markers](#)
[Some thoughts on color](#)
[Color Paintings step by step](#)
[Impasto oil painting technique](#)
[Painting from Reference: a traditional approach](#)
[Understanding Sticker Spray Colour.](#)
[Sticker sequences for natural brush effects](#)
[Taking Advantage of Custom Presets](#)
[Painting hair](#)
[How to paint skin](#)
[Step by step to making an Escher painting](#)
[Painting from a vintage photo.](#)
[Painting as you used to paint in real life](#)
[How blend modes work\(link wikipedia\)](#)
[Jules' Gloopy tricks](#)
[Watercolor blending](#)
[Painting a winter tree \(pdf\)](#)
[Eye Tutorial](#)
[Drawing a Sailors Portrait](#)
[Fake Lino-Cut Tutorial](#)
[Wanted Poster Tutorial](#)
[Decal Girl Tutorial](#)
[Winter Tree Tutorial](#)
[Creating a cute cartoon character](#)
[Coveted workflow](#)
[Raging a plane in a mountain scape](#)
[Make a line drawing with edge detect](#)
[How to cheat at portraits](#)
[The making of: Lou Reed caricature](#)
[Rage It With ArtRage! Part 1 : D.O.F.](#)
[Rage it with ArtRage! Part 2 : Vignettes](#)
[ArtRage, beginners tutorial, Airbrushing a logo](#)
[ArtRage3 and Plugins + WaterColor](#)
[Reflecting Water](#)
[Downloading stickers \(.stk\) and presets \(.prs\)](#)
[Advanced Sticker Tutorial](#)
[Steps in the making of a watercolour baby portrait](#)
[Steps in the making of an eye](#)
[Watercolour tutorial : the Snake](#)
[Portrait Tutorial](#)
[Sticker and Preset Creation](#)
[Painting from reference: a traditional approach](#)

Alkratzer
Alexandra
Lee
Peter Pinckney
Andrea
Andrea
Al Kratzer
Al Kratzer
Orianelima
Orianelima
Juz
Juz
Juz
Sketchism71
Mannafig
Stimpy
Briex
Briex
Chibi J
Jules
Jules
Sweedie
Sweedie
Sweedie
Sweedie
Sweedie
Sweedie
Sweedie
Sweedie
Sweedie
DigitalViscosity
ACD
Fraser Paice
Fraser Paice
Hanzz
Hanzz
Hanzz
Hanzz
MisterPaint
MikalaKula
Someonesane
Silentman
Khalid
Khalid
Flynn the Cat
Dali
Someonesane
Orianelima

ArtRage Tutorial Index

By Vapsman88

Updated August 2010

ArtRage 3

Video Tutorials

[Sticker sheet tutorial](#)

[Creating a seamless canvas tile](#)

[Make a sticker](#)

[ArtRage 3 overview. \(first of a series\)](#)

[An autumn memory W.I.P.](#)

Someonesane

Someonesane

Judith Tramayne

Judith Tramayne

L Skylar Brown

Artrage and + 3rd Party Software Tutorials

[Creating stickers from Photoshop brushes](#)

[Making a calander with Artrage and Serif Page Plus](#)

[Using Apophysis Flames with Artrage](#)

Juz

Sweedie

Dany51

Impasto Oil Painting Technique

By Orianelima

“Impasto is an art term used to describe thickly textured paint that is almost three-dimensional in appearance.

Using an impasto technique often leaves visible brush strokes in the finished painting. You could almost say impasto is a type of sculpture—but for painters. And on a canvas.

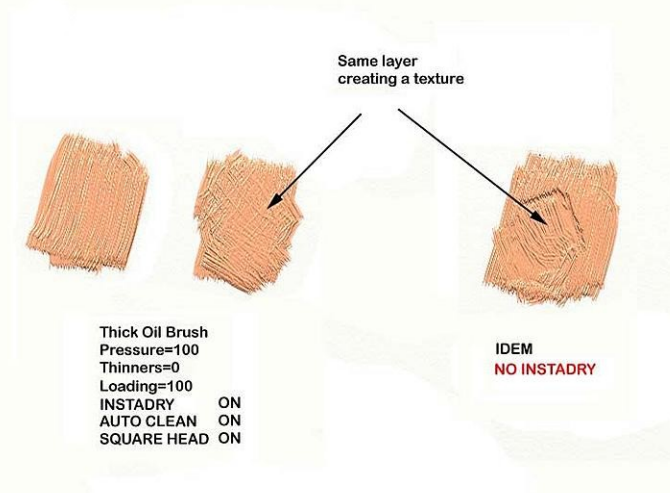
Mostly it involves loading up your brush or painter’s knife with more paint than you’d normally need. Then, instead of “dying” or “scrubbing” the canvas with color, just let the paint squish onto the canvas and sit there.

You don’t want to fiddle with any one spot too much, otherwise you’ll lose that three-dimensional quality by overworking the paint.

Impasto’s a simple way to give an average painting a big boost, so why not challenge yourself to try out impasto in your next painting? If you’ve never really done it before, break out of your comfort zone and pile on the paint!”

I put the technique in the form of self explanatory images. If there is any doubt we can clear up with time.

(A)



(B)



Using ArtRage

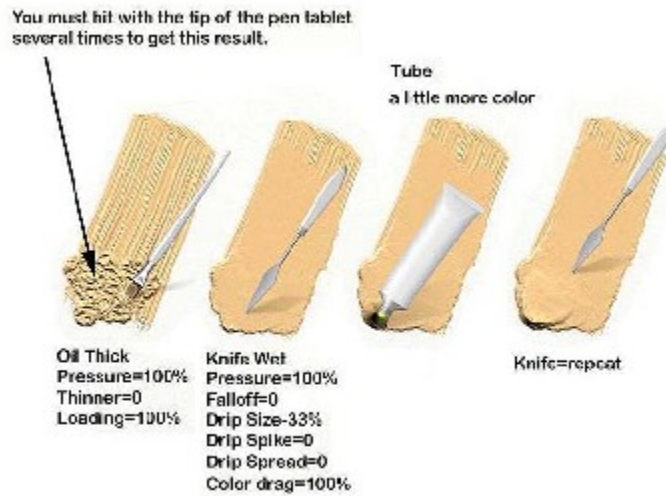
Impasto Oil Painting Technique

By Orianelima

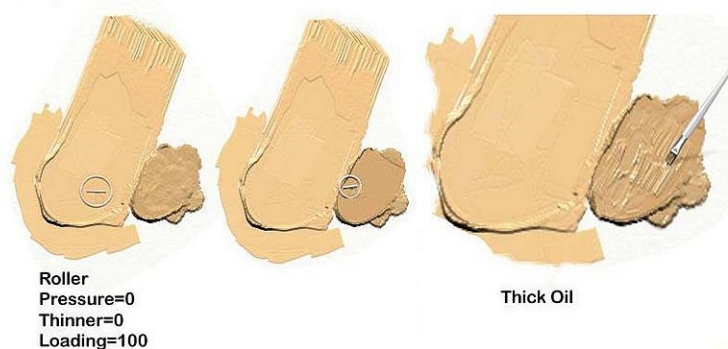
(C)



(D)



(E)



Using ArtRage

Impasto Oil Painting Technique

By Orianelima

(F)

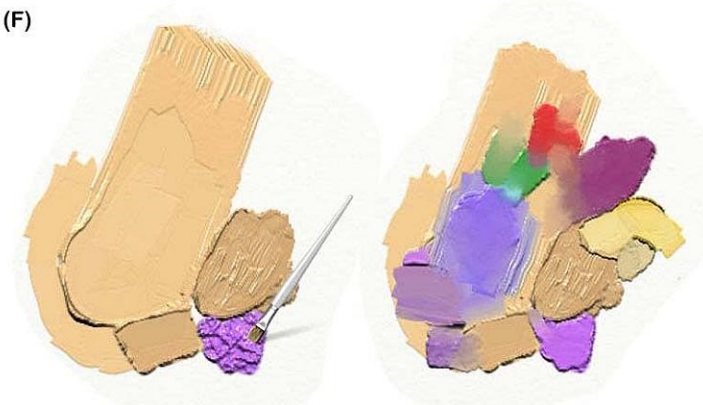


You must hit with the tip of the pen tablet several times to get this result.

Then use the knife, roller or brush tool to get the desired result.

(F)

(F)



(G)

Putting new colors and mixing according to your creativity.

(G)



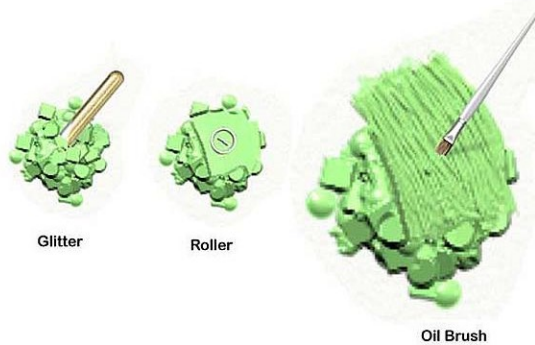
(H)

Using ArtRage

Impasto Oil Painting Technique

By Orianelima

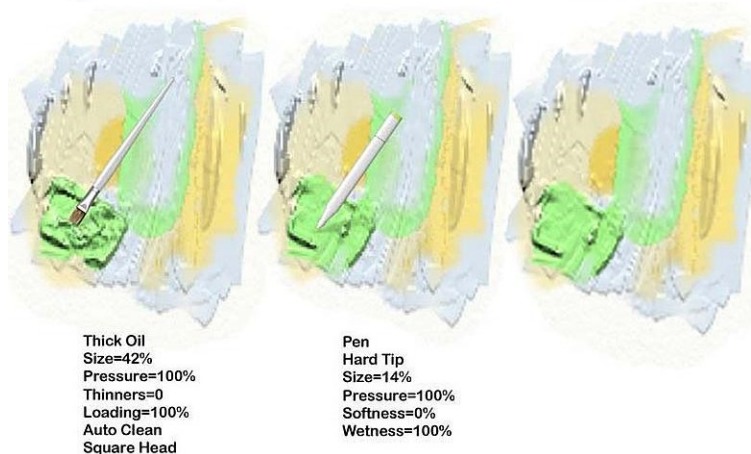
(I)



(J)



(K)

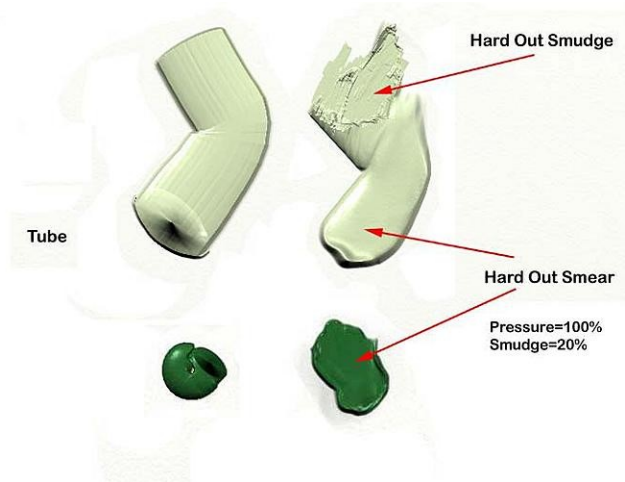


Using ArtRage

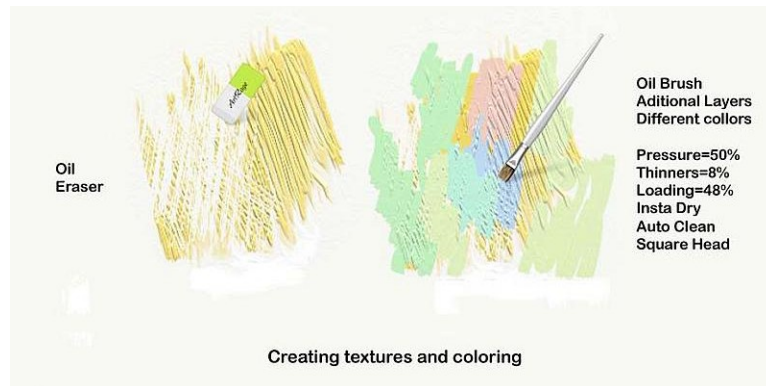
Impasto Oil Painting Technique

By Orianelima

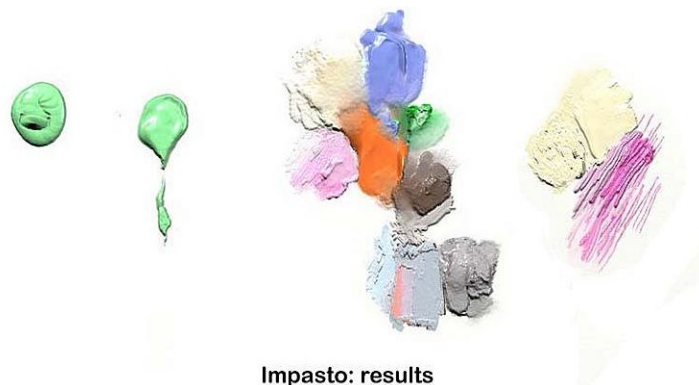
(L)



(M)



(N)




Using ArtRage

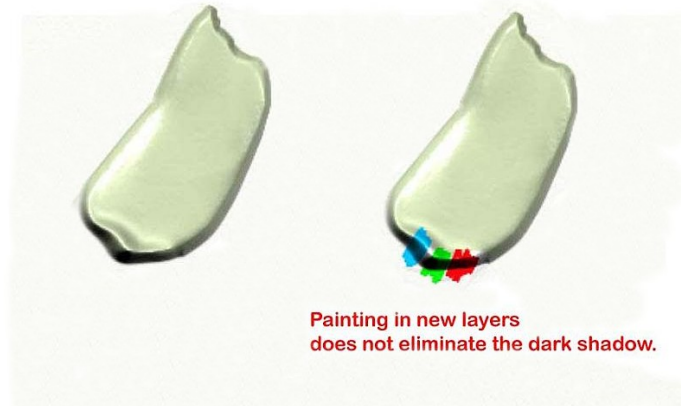
Impasto Oil Painting Technique

By Orianelima

Impasto Shadow Modification



(A)



(B)



(C)



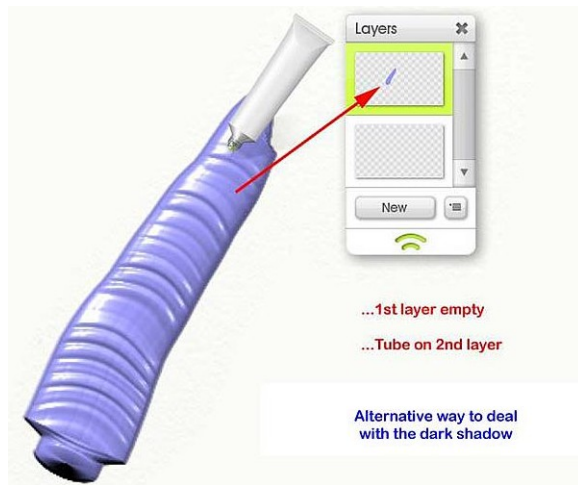
(D)

Using ArtRage

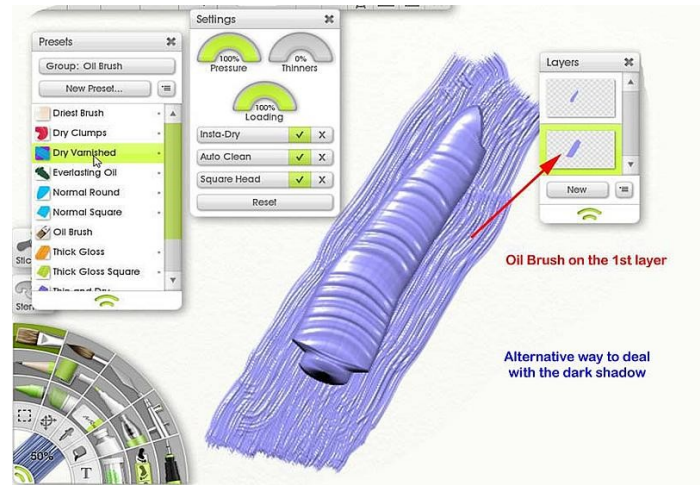
Impasto Oil Painting Technique

By Orianelima

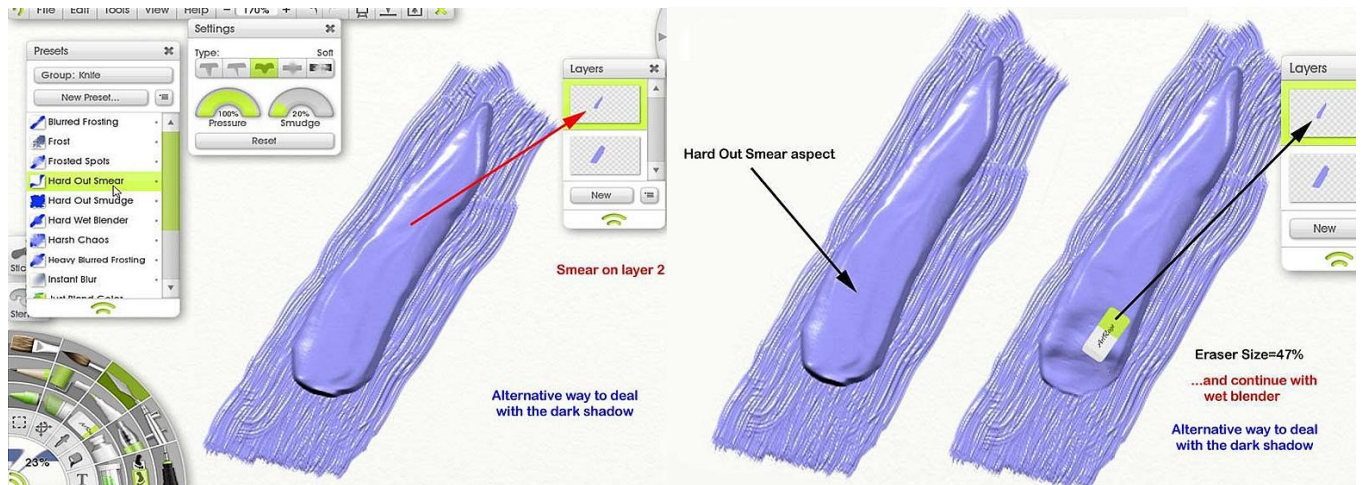
Alternate Impasto Shadow Modification



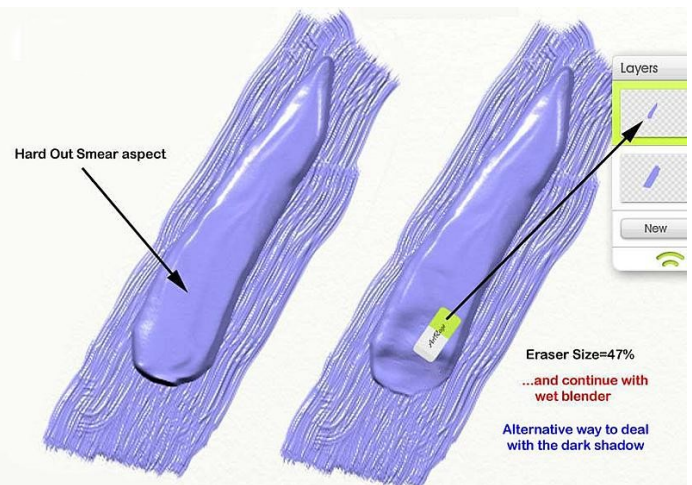
(A)



(B)



(C)



(D)

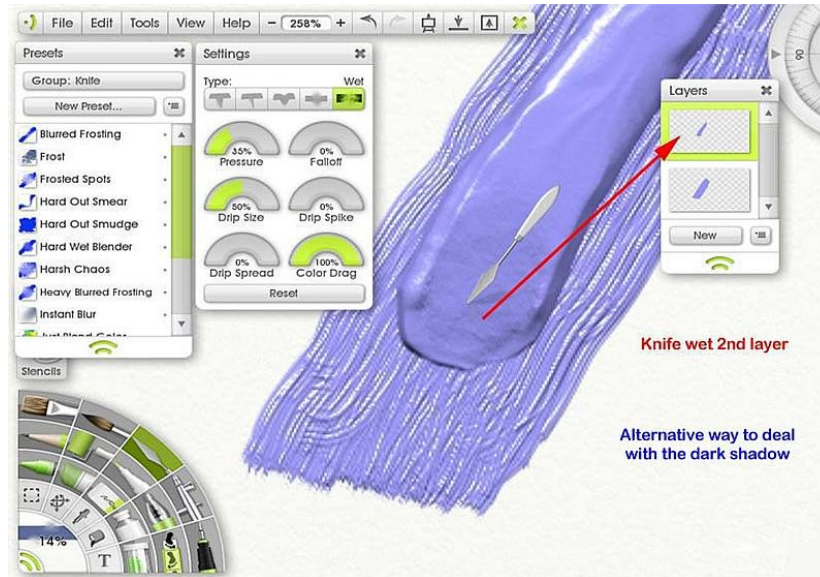
Using ArtRage

Impasto Oil Painting Technique

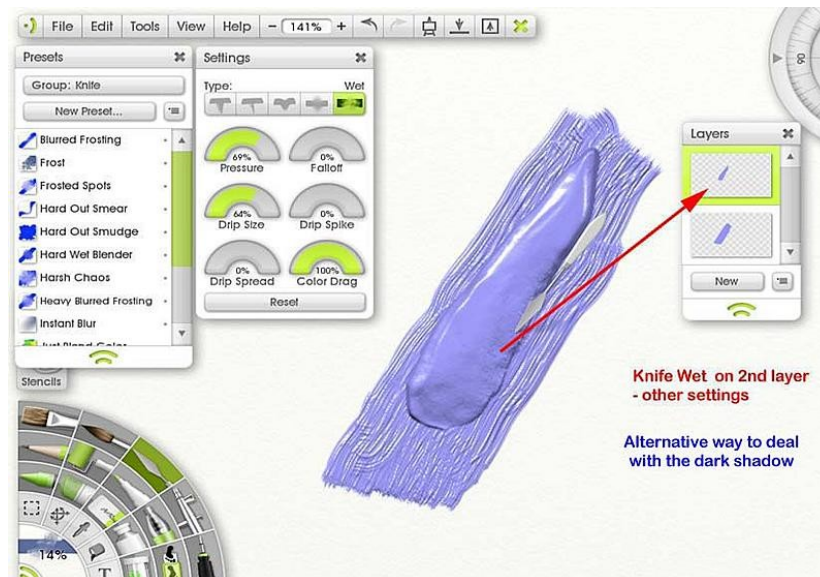
By Orianelima

Alternate Impasto Shadow Modification

(E)



(F)



Hi all you Ragers,

We have good news for you. First we have a link to add yourself to our new list of those wishing to be included in the Artist Portal Section. All Artrage forum members may sign up only on this post. We will choose what paintings of yours fits the months theme from your posted artworks on Artrage forums from your posted artworks. This saves us a huge amount of time in collecting artworks for the AP section. The tutorials selected and included in the magazine are from the Artrage forums and the creator holds all copyrights and they will be selected according to the months theme as well.

Sign up here: <http://www2.ambientdesign.com/forums/showthread.php?t=30441> This is a permanent posting. Just sign up, that's it and we will do the rest.

Message from the AR Team:

ArtRage for iPad - Currently in testing.

We're happy to announce that ArtRage for iPad is currently in testing, and we're looking for testers. If you have a forum account and an iPad and would be interested in helping us test the product please drop a note to support@ambientdesign.com indicating your forum name and interest.

For everyone else, we will be revealing more information about the product as it gets closer to release.

Matt ArtRage UI
Ambient Design

We have our new website to create the ArtRageUS e-magazine as you know. Here are the stats since we opened the doors in April 2010. www.artrageus.net This is the web address to get your copy of ArtRageUS each month. We have also added an RSS feed for those busy Artists.

ArtRageus Web Statistics since April 2010

	Countries		Pages	Hits	Bandwidth	
us	United States	us	2141	5627	1.55 GB	
nz	New Zealand	nz	362	440	17.57 MB	
vi	Virgin Islands (USA)	vi	310	399	859.67 KB	
de	Germany	de	297	850	273.49 MB	
ua	Ukraine	ua	233	233	2.91 MB	
gb	Great Britain	gb	195	1033	352.85 MB	
nl	Netherlands	nl	181	532	121.58 MB	
cz	Czech Republic	cz	146	169	7.95 MB	
ru	Russian Federation	ru	117	233	44.72 MB	
ca	Canada	ca	114	625	253.88 MB	
fr	France	fr	111	713	261.34 MB	
cn	China	cn	94	279	78.92 MB	
lu	Luxembourg	lu	86	86	1.03 MB	
au	Australia	au	58	306	104.23 MB	
ro	Romania	ro	56	111	28.72 MB	
es	Spain	es	44	242	95.29 MB	
it	Italy	it	41	293	84.51 MB	
tw	Taiwan	tw	41	208	49.31 MB	
jp	Japan	jp	36	162	54.02 MB	
se	Sweden	se	35	174	60.04 MB	
kr	South Korea	kr	35	103	42.07 MB	
lv	Latvia	lv	31	31	410.41 KB	
ie	Ireland	ie	31	97	22.19 MB	
pl	Poland	pl	28	132	82.07 MB	
be	Belgium	be	27	147	62.17 MB	
in	India	in	26	146	27.82 MB	
mx	Mexico	mx	25	146	46.47 MB	
fi	Finland	fi	25	59	11.93 MB	
sk	Slovak Republic	sk	23	34	5.62 MB	
lt	Lithuania	lt	23	117	37.34 MB	
dk	Denmark	dk	21	40	22.76 MB	
il	Israel	il	21	32	424.65 KB	
br	Brazil	br	20	144	23.52 MB	
ch	Switzerland	ch	20	89	58.10 MB	
by	Belarus	by	19	19	237.77 KB	
th	Thailand	th	16	61	7.35 MB	

8/13/2010 1:07 PM



A View by EarleB



Belle by MagenSparks



Clint Eastwood by Flyashy



Life Raft Adrift at Sea by Barnburner



Mad Hatter by Tinkerbel




Natura Motre Finale
by Caesar



Planet Haricas
by BobbyRay



Purple Flower Tree
by JasmineK







Serious Matter
by GPF



ArtRage Product Line Feature Comparison.

This document contains a full list of features of the different products available in the ArtRage product line. For further information, visit www.artrage.com, or the ArtRage forums at <http://www2.ambientdesign.com/forums>.

			
	2.5	Studio	Studio Pro
Tools:			
Basic Artist Tools: Oil Brush, Pencil, Palette Knife, Chalk, Glitter, Paint Roller, Paint Tube, Color Sampler, Marker Pen, Crayon, Eraser	●	●	●
Studio Artist Tools: Watercolor, Inking Pen, 'Gloop' Pen, Sticker Spray, Selection Tool, Transformation Tool, Flood Fill, Text Tool		●	●
Tool Controls:			
Basic Tool Controls	●	●	●
Palette Knife: Blur, Wet Blender			●
Airbrush: Opacity, Blending Mode			●
Inking Pen: opacity, Blending Mode, Square Head, Antialiasing Control			●
'Gloop' Pen: Opacity, Blend Mode			●
Sticker Spray: Spray parameter variation, shadow controls			●
Sticker Spray: Micro-Layer, post spray editable objects			●
Selection Tool: Elliptical and Square Selections		●	●
Selection Tool: Add, Subtract, and Replace Area modes		●	●
Selection Tool: Polygon, Freehand, 'Magic Wand', Paintable Selection areas			●
Selection Tool: Intersect, and Difference Area modes			●
Fill Tool: Opacity, Blend Mode			●
Text Tool: Rich text, multiple text styles per block			●
User definable Tool Presets		●	●

			
	2.5	Studio	Studio Pro
Color Pickers & Options:			
Color Picker Modes: HL/S, HS/L, LS/H	●	●	●
Color Picker Modes: RG/B, RB/G, BG/R	●	●	●
Color Picker Mode: Tint/Tone			●
Popup On-Canvas Color Picker		●	●
Precise Color Picker	●	●	●
Custom Color Pickers	●	●	●
Metallic Paint	●	●	●
Painting-Specific Color Swatches	●	●	●
Global Color Swatches			●
Color Swatch Sorting: By Name and Color Values			●
'Real Color Blending' (Yellow + Blue = Green)			●
Sticker Sheets:			
Sticker Sheets allowing single pre-rendered 'clip art' stickers to be dropped in to the painting		●	●
Move, Resize, Rotate Single Stickers		●	●
Adjust sticker properties: Color, Opacity, Shadow		●	●
Sticker Sheet Creator			●
Layers and Layer Control:			
Multi-Layer support	●	●	●
Layer Transparency	●	●	●
Layer Groups	●	●	●
Move, copy, merge , and transform layers	●	●	●
Delete layers and groups	●	●	●
ArtRage & Photoshop standard layer blend modes	●	●	●

			
	2.5	Studio	Studio Pro
Watercolor blend mode		●	●
Lockable layer transparency			●
Export Layers to Channel Maps for external 3D use			●
Image Filtering:			
Layer Blur built in filter			●
Color Adjustment built in filter			●
Photoshop compatible filter support			●
General ArtRage Features:			
Tracing Image overlays	●	●	●
Reference images pinned to the canvas	●	●	●
Stencils and Rulers on the canvas	●	●	●
Canvas grain texture, color, opacity and metallics	●	●	●
Canvas presets	●	●	●
Unlimited Undo/Redo	●	●	●
Modifier Key straight line stroke constraints		●	●
Modifier key on-canvas brush resizing		●	●
DPI Support for image import/export types.		●	●
ArtRage User Interface:			
Simple, easy to access user interface	●	●	●
Quick access control 'pods'		●	●
User defined keyboard shortcuts		●	●
Floating panels for: Layers, Tool Settings, Presets, Swatches, Tracing Images, References, Stickers , and Stencils		●	●
Floating Canvas Navigator		●	●

			
	2.5	Studio	Studio Pro
Support for 'on canvas' application menus on OSX		●	●
Adjustable Scale and Rotation of floating panel objects, for ease of access on touch screens or smaller desktops		●	●
Tooltips		●	●
Tear-Off Color Picker, Tool Picker, and Menu Bar.			●

List accurate as of December 4th, 2009 - Compiled before the release of ArtRage Studio and ArtRage Studio Pro.